



District Report Card: 2017


State: Rajasthan	District: Chittaurgarh
Class: 5	Subject: Language
Schools: 59	Students: 676


Participation/Coverage


Students

<div>GENDER</div> <div></div>	Boys		Girls	
	Number	%	Number	%
	357	52.81	319	47.19

<div>AREA</div> <div></div>	Rural		Urban	
	Number	%	Number	%
	657	97.19	19	2.81

<div>CATEGORY</div> <div></div>	SC		ST		OBC		GEN	
	Number	%	Number	%	Number	%	Number	%
	153	22.63	157	23.22	309	45.71	57	8.43

<div>CWSN</div> <div></div>	LD	VI	HI	S&LD	ID	Oth
	3	3	1	1	4	9

<div>Management</div> <div></div>	Government		Government-aided	
	Number	%	Number	%
	676	100.00	0	0.00

Average Performance of Students in Language (%)

Overall	Gender		Area		Management		Social Group			
	Male	Female	Rural	Urban	Govt.	Aided	SC	ST	OBC	GEN
66.15	65.04	67.40	66.08	68.77	66.15	0.00	62.48	68.54	66.73	66.32

Performance on Learning Outcomes (LOs)

Learning Outcomes	Description	Average Performance(%)
L504	Reads and comprehends independently storybooks, news items/ headlines, advertisements etc.	63.02
L508	Reads text with comprehension, locates details and sequence of events	67.72

Range of Performance of Students who Answered Correctly							
Below 30%		30% - 50%		50% - 75%		Above 75%	
Number	%	Number	%	Number	%	Number	%
36	5.33	124	18.34	252	37.28	264	39.05

Lowest Performing Learning Outcomes (LOs)

- 1 - Reads and comprehends independently storybooks, news items/ headlines, advertisements etc. (63.02)
- 2 - Reads text with comprehension, locates details and sequence of events (67.72)